

ResourceLink MyView Guidance

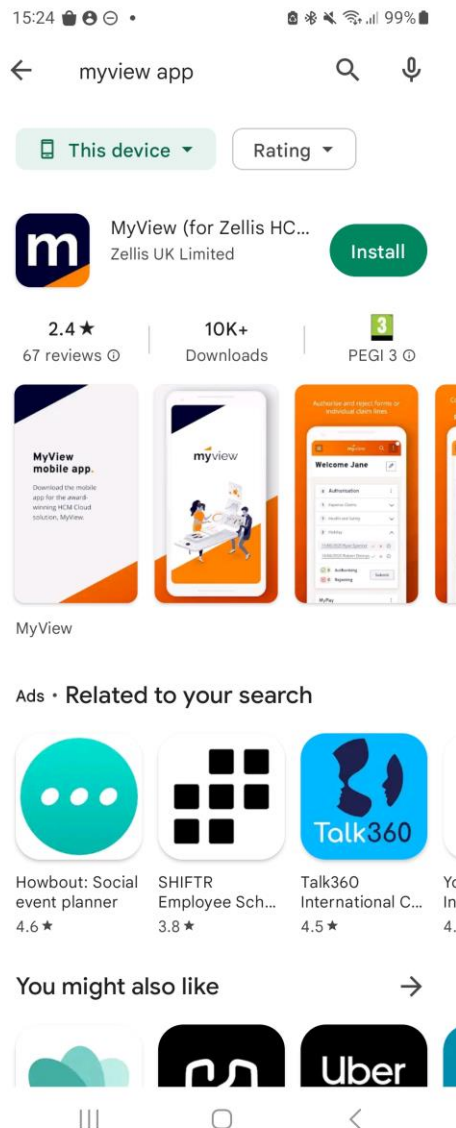
MyView App

Reviewed March 2023

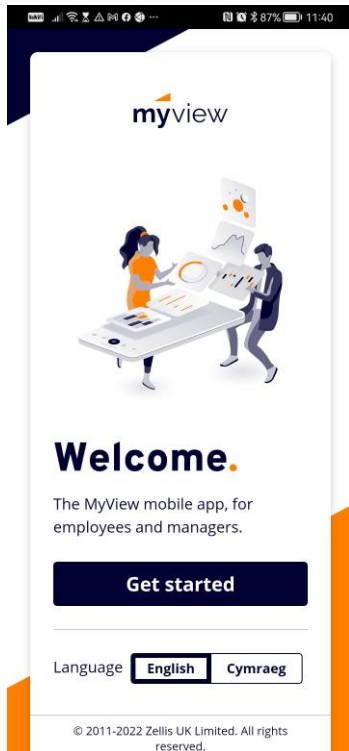
carmarthenshire.gov.wales

MyView App Registration Guidance

Search for **MyView App** in the **Apple App Store** or **Google Play Store**:

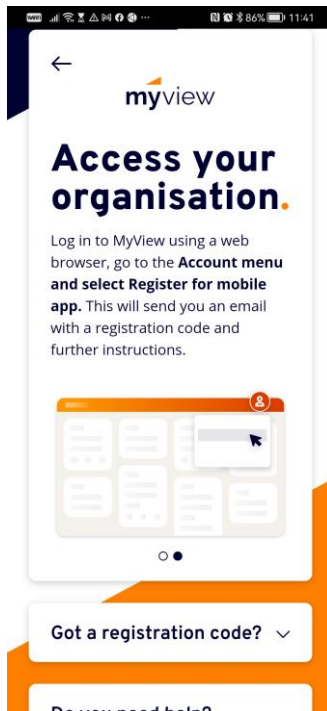


Once you have installed the **MyView App** from Apple App Store/Google Play Store, please navigate to the MyView icon that will be displayed on your mobile device and open it.

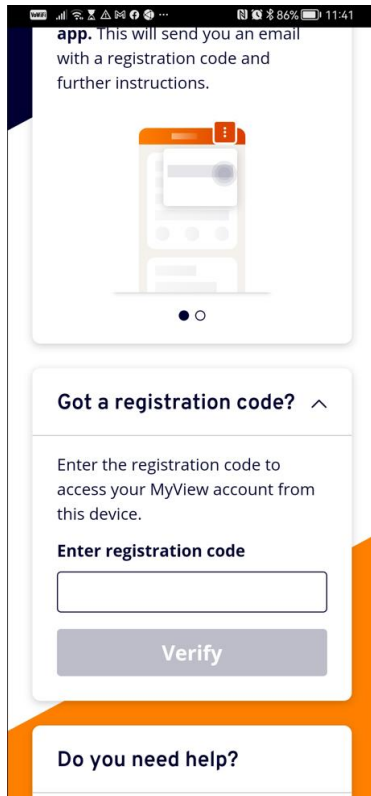


Click on **“Get Started”** after choosing your language of choice

You will then proceed to the **Access your organisation** screen:



Click on the down arrow to the right of the **“Got a registration code?”** box:



Enter the registration code provided (in the same format) and click “**Verify**”

Our Registration Code is: **carmarthenshire**

You will then be prompted to log into MyView using your security details and if you have the option to use device authentication (biometrics (which currently includes methods such as fingerprint or facial recognition)) for future logins. You can select these authentication options, future logins on the paired device will be simplified as you will only need to authenticate using your chosen authentication method.

If you have any queries, please email the [ResourceLink Team](#) with your employee number and question.